

# Accessing Your K-5 Child's Google Password

Google Passwords were reset for K-5 students over the summer. Students in grades 6-12 passwords remained unchanged for now. If you need a password reset please contact: Comsewogue High School - 631-474-8211 or JFK Middle School - 631-474-8205

Students K-5 will be encouraged to use the Quickcards at home when the feature becomes available. However, the following instructions will help you access your child's username and password.

1. At this time, you are NOT able to access your child's Google password from either the SchoolTool Mobile App OR the SchoolTool Mobile website.

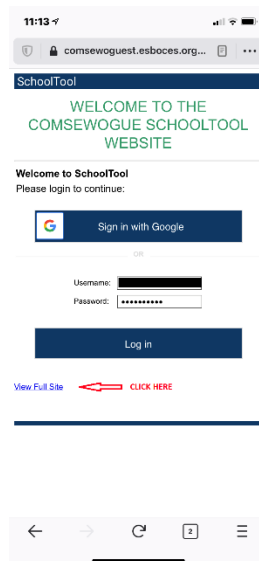
It is best to use either a desktop or laptop PC or Mac to access SchoolTool.

If you ONLY have access to a mobile device, use that device's web browser (Chrome, Safari, Firefox.. .DO NOT USE MICROSOFT EDGE or INTERNET EXPLORER as it is not fully compatible with SchoolTool).

2. Enter the SchoolTool URL if you don't already have it saved or bookmarked:

<https://comsewoguest.esboces.org/SchoolToolWeb/>

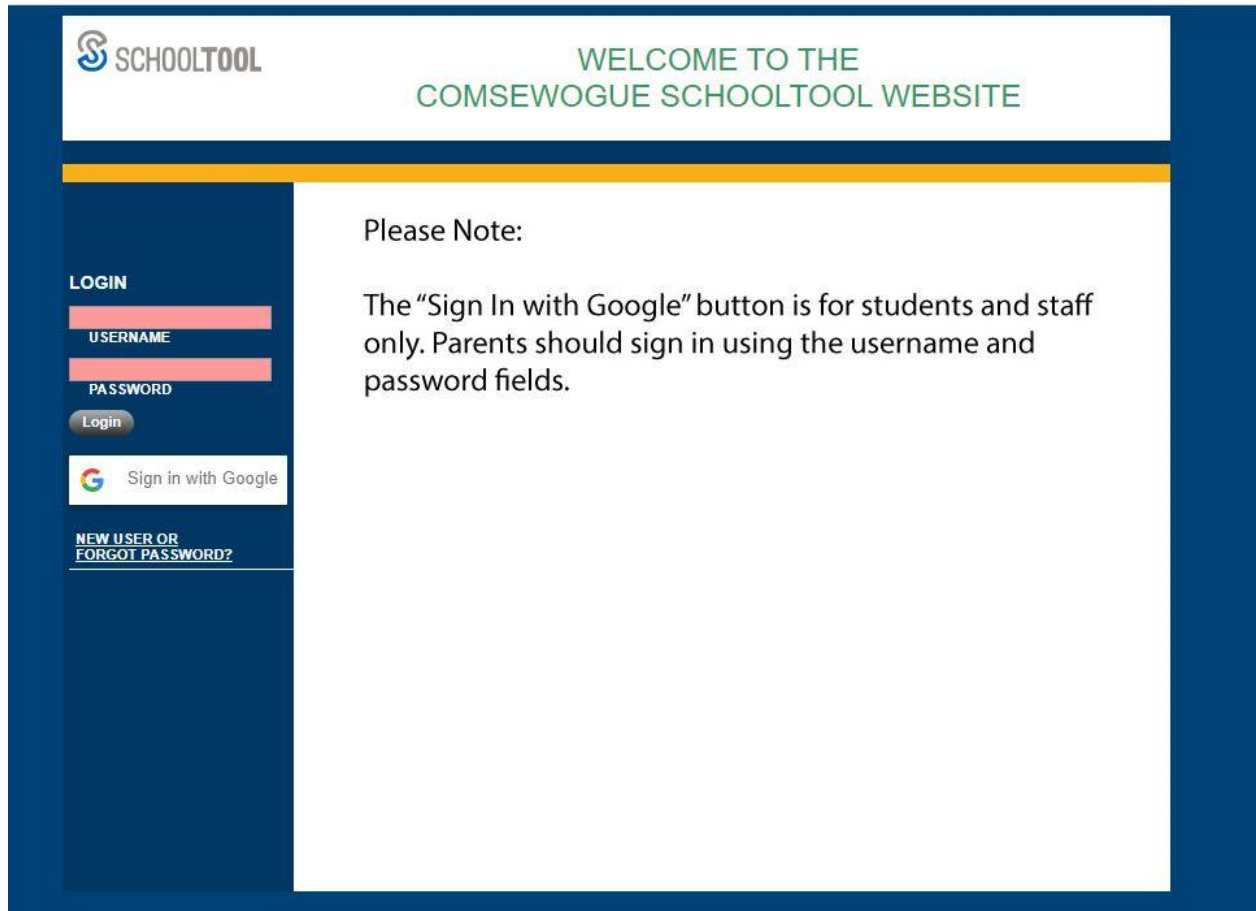
3. If you are using a mobile device and you see this



mobile device with a browser screen

## CLICK ON THE LINK “VIEW FULL SITE”

4. When you see THIS screen, you are in the right place:



The screenshot shows the login interface for SchoolTool. At the top left is the SchoolTool logo. To its right, a green banner reads "WELCOME TO THE COMSEWOGUE SCHOOLTOOL WEBSITE". Below the banner is a yellow horizontal line. On the left side, there is a dark blue sidebar containing the "LOGIN" section. This section includes two red input fields for "USERNAME" and "PASSWORD", a "Login" button, a "Sign in with Google" button, and a link for "NEW USER OR FORGOT PASSWORD?". The main content area on the right has a white background and contains a "Please Note:" section. The note states: "The 'Sign In with Google' button is for students and staff only. Parents should sign in using the username and password fields."

**SCHOOLTOOL**

WELCOME TO THE  
COMSEWOGUE SCHOOLTOOL WEBSITE

**LOGIN**

USERNAME

PASSWORD

Login

Sign in with Google

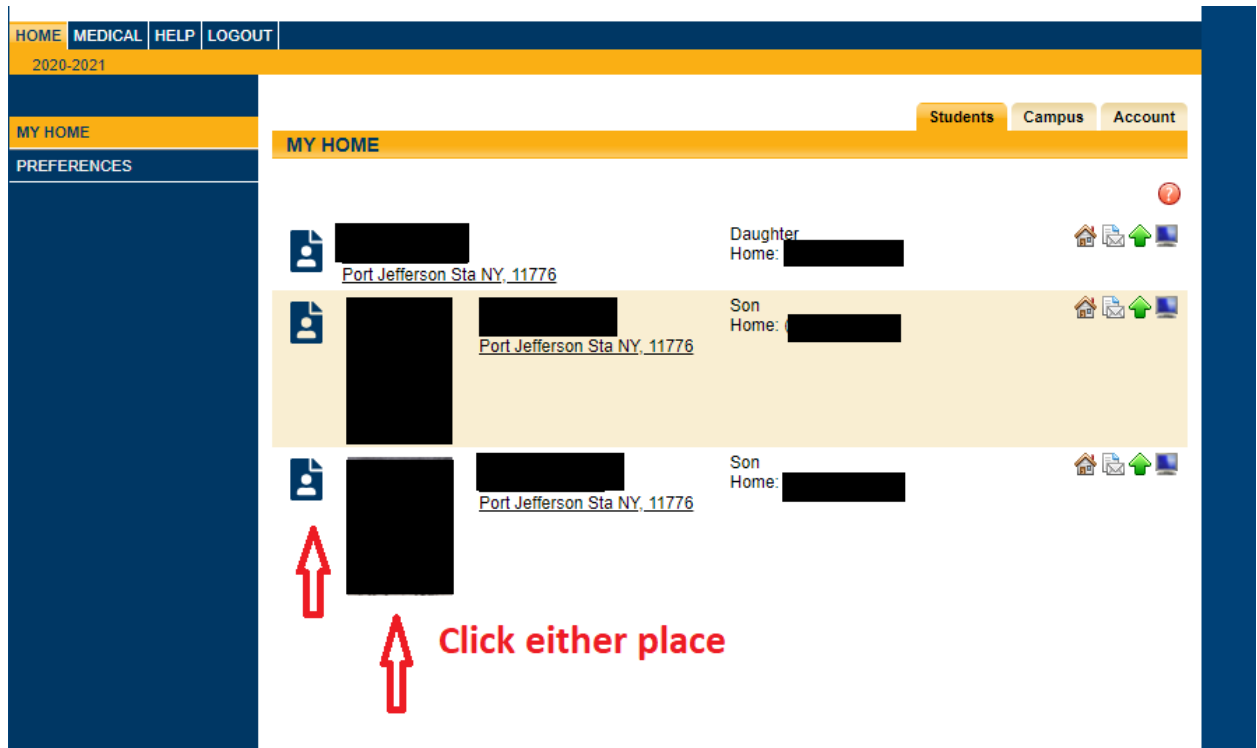
NEW USER OR  
FORGOT PASSWORD?

Please Note:

The "Sign In with Google" button is for students and staff only. Parents should sign in using the username and password fields.

Please login with your username and password. Please do not use the “Sign in with Google” button as it is for students and staff.

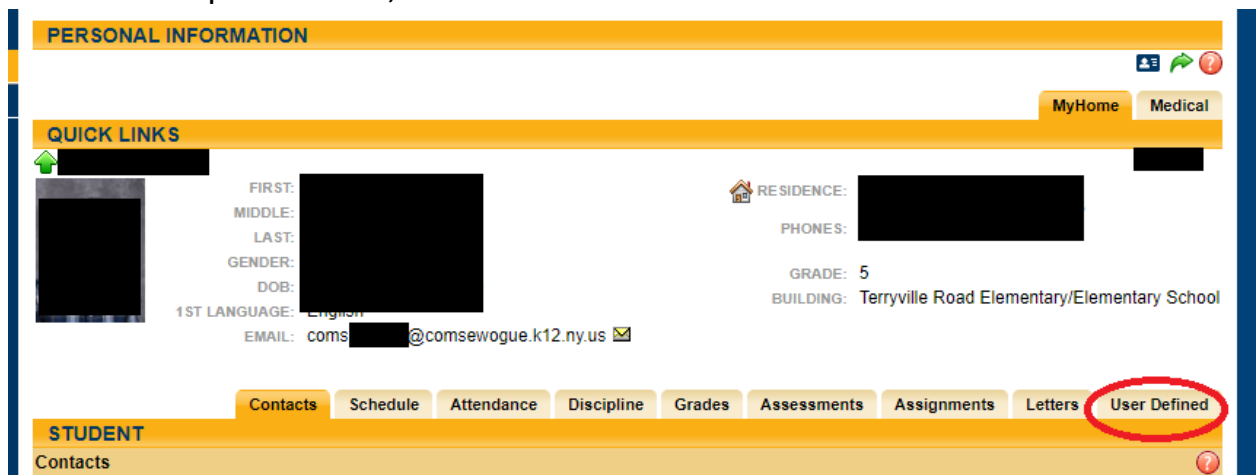
5. After logging in, you will be taken to your Home page where you will find all of your currently enrolled children listed. Click on either the “page” icon or your child’s picture to access their records.



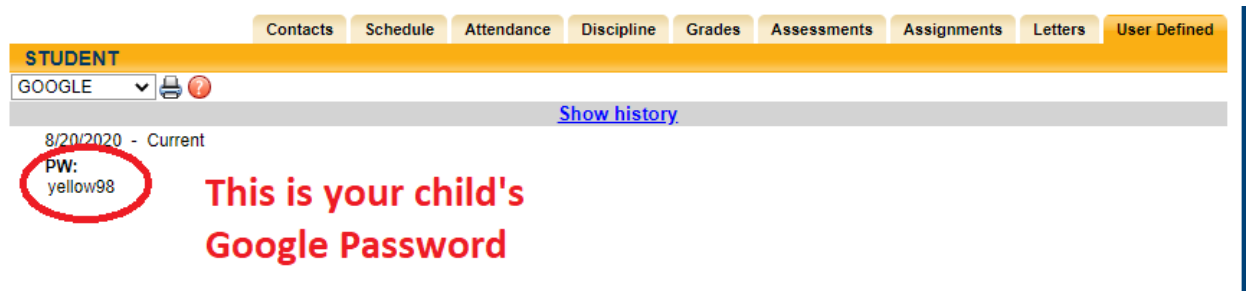
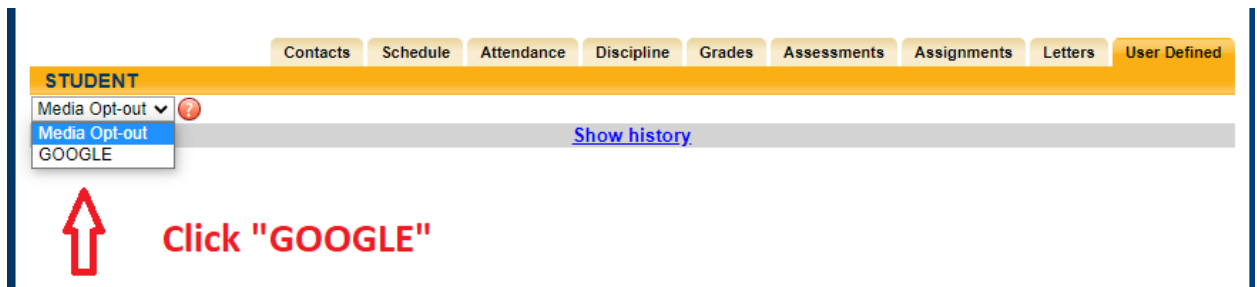
6. From your child’s record, click on the “User Defined” bottom tab


(Your child’s Google username is found in the email section...”coms” followed by their Student ID i.e., coms12345)

7. From the drop-down box, choose “GOOGLE”



7. Your child's Google Password will be listed here.



If you need to access the record of another child, please click the green arrow  at the top of the page, above the Medical tab.

If you have any questions, or encounter any difficulty, please contact SchooTool support via email at:

[schooltoolsupport@comsewogue.k12.ny.us](mailto:schooltoolsupport@comsewogue.k12.ny.us)

Emails are answered during school days, M-F between 7:00AM and 2:00PM