

Student SchoolTool **Sign-In Process**

Last Updated: February 14, 2019


© 2019 Comsewogue School District Technology Department

Overview

This guide will show students how to sign into SchoolTool with their Google Account.

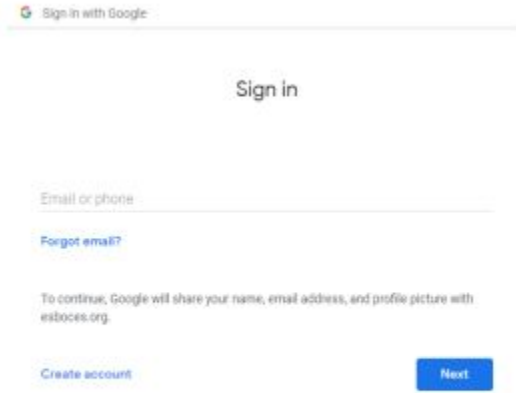
Step 1

Navigate to the [Comsewogue SchoolTool Website](#). Under the login credentials boxes, click the “Sign in with Google” button.



Step 2

A new browser window will open up, prompting you to sign in with Google. Enter your email address in the appropriate field and then click “Next.”



Sign in with Google

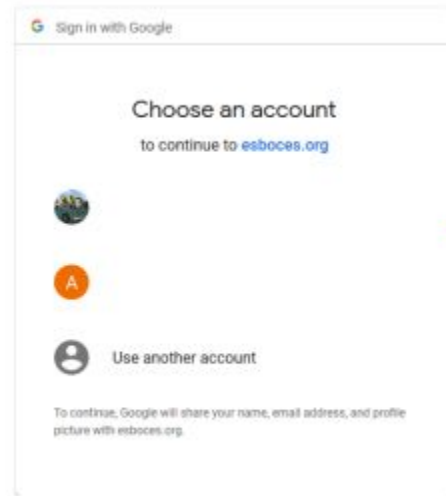
Sign in

Email or phone

[Forgot email?](#)

To continue, Google will share your name, email address, and profile picture with [esboces.org](#).




[Create account](#) [Next](#)



Sign in with Google

Choose an account

to continue to [esboces.org](#)

- 
- 
-  Use another account

To continue, Google will share your name, email address, and profile picture with [esboces.org](#).

If you have previously signed into Schooltool from the device you are on, you will be prompted to select your account

Step 3

Enter your password in the appropriate field. If this is the first time you have used the “Sign in with Google” button, you will be prompted to allow SchoolTool to access your Google Account. After clicking **Allow**, you will be logged in to SchoolTool.



The screenshot shows a sign-in interface. At the top, there is a "Sign in with Google" button with the Google logo. Below this is a horizontal line. In the center, the word "Welcome" is displayed. Underneath "Welcome" is a text input field with the placeholder text "Enter your password". Below the input field, there is a line of text: "To continue, Google will share your name, email address, and profile picture". At the bottom left, there is a link for "Forgot password?". At the bottom right, there is a blue button labeled "Next".

Reminder

When users log into SchoolTool using Google Authentication, they will also be automatically logged into Google. Users should be aware that logging out of SchoolTool **does not** automatically log them out of their Google account; users should manually log out of their Google accounts after logging out of SchoolTool, especially when accessing SchoolTool on a shared or public machine.

Important Note

Parents/Guardians and Teachers will continue to log in to SchoolTool using the same email and password they have used in the past by entering their credentials in the “Email” and “Password” fields. Parents cannot use the “Sign in with Google” button.

Contact Information

If you need assistance with any of the steps mentioned in this guide, please email schooltoolsupport@comsewogue.k12.ny.us with a detailed description of the issue you are having so we can help to resolve it as soon as possible.