
















HIGH SCHOOL TIMETABLE
FOR
POST-SECONDARY PLANNING
GRADE 11

-  Continue communication with your counselor.
-  Continue your involvement in extra-curricular activities.
-  Compare the results of your increased career awareness with your tentative future plans.
-  Utilize College Board @ www.collegeboard.com to research colleges and universities, NCAA requirements, and financial aid information.
-  Utilize CareerZone @ www.nycareerzone.org to identify career and labor market information.
-  Utilize Naviance Family Connection @ <https://connection.naviance.com/comsewoque> to access college searches; upcoming college visits; scholarship bulletins; forms to be downloaded; and links to SAT/ACT prep. college athletics, financial aid, military service options, and more.
-  Visit the College/Career Resource Center often. Gather information and preview college videos and catalogs available.
-  If you are interested in a military academy (West Point, Annapolis, Air Force, etc.) begin the application process in January of your junior year.
-  Meet with your counselor often.
-  Send for additional material (college, career, employment).
-  Take the SAT I in May or the ACT in April or June.
-  Consider taking SAT II in June (consult with your counselor).
-  Participate in the Mini-College Days in the Fall and Spring.
-  See your counselor for additional college information.
-  Participate in the Western Suffolk Counselors' Association's College Fair.

SUMMER BETWEEN GRADE 11 AND GRADE 12

Visit colleges you have identified! Have an interview with an admissions representative.
(Make appointment early, particularly at the competitive colleges since their available appointments go quickly.)

Take advantage of the various summer experiences available for 11th graders conducted at colleges and other educational institutions. See your counselor for additional information.

HIGH SCHOOL TIMETABLE
FOR
POST-SECONDARY PLANNING
GRADE 12

- Continue communication with your counselor.
- Maintain a quality academic program.
- Continue your involvement in extra-curricular activities.
- Keep up your grades! Colleges are interested in your final year's program. They consider 7 semester grades.
- Remember that acceptance for admission is provisional, pending receipt of your final grades.
- Complete college visits early in your senior year.
- Pay close attention to announcements from the Guidance & Counseling Center.
- Research material in the Guidance & Counseling Center for the most recent information available. Visit www.collegeboard.com for college, career, and financial and information.
- Prepare applications and get them to your counselor by mid November.
- Follow the application procedure outlined by the Guidance & Counseling Center.
- Be aware of early application deadlines – especially for early-decision applications and applications to special programs such as nursing, dental hygiene, and other programs, particularly at the State Agricultural and Technical Colleges. The two-year agricultural and technical schools accept students on a first-come, first-served basis as long as they meet minimum entrance requirements.
- Scholarship applications should be filed early. Pay close attention to dates and constantly be aware of the scholarship bulletin published by the Guidance & Counseling Center.
- Pay close attention to the announcements posted in the Guidance & Counseling Center.
- Participate in Military and Career Day.
- Attend Financial Aid Night.

HIGH SCHOOL TIMETABLE FOR POST-SECONDARY PLANNING---
GRADE 12
(CONTINUED)

- Fill out necessary financial aid forms. (File FAFSA after January 1).
- Meet college representatives who visit the school.
- Take the necessary tests required by the college in which you are interested. (SAT I, SAT II, ACT)
- It is your responsibility to have the scores officially sent to colleges by the testing companies.
- Inform your counselor when you have made a decision regarding what you will do after graduation (attend a particular college, accept a job, enter the military, etc.)
- Not interested in college? Plan for employment opportunities with your counselor. Visit local and state employment agencies. Complete a resume'. Work on the employability skill. Attend Western Suffolk Counselors' Association's College Fair in early May. Interested in the military? Visit and meet with your local military recruiters about school and career opportunities during Career Day and in the Guidance and Counseling Center. **Check with your counselor regularly.**

GRADUATE!

FEEL GOOD ABOUT YOUR PLANS.

YOUR HARD WORK AND EFFORT GOT YOU
THERE.

GOOD LUCK!