

Budget Workshop

Thursday, February 4, 2021 | 7:30 PM



Review of Prior Meetings

January 19, 2021 (Changed from 1/14/21)

Philosophy for Expenditures

- Budget based upon a full return to school
 - Virtual?
 - Added to regular class if needed?
- Keep at 0% increase unless contractual agreements
- Reviewed Fund Balance and 5 Year Projection of Use of Fund Balance
- Preliminary State Aid and Tax Levy Limit

Actual Enrollment

2010-2011 → 2020-2021

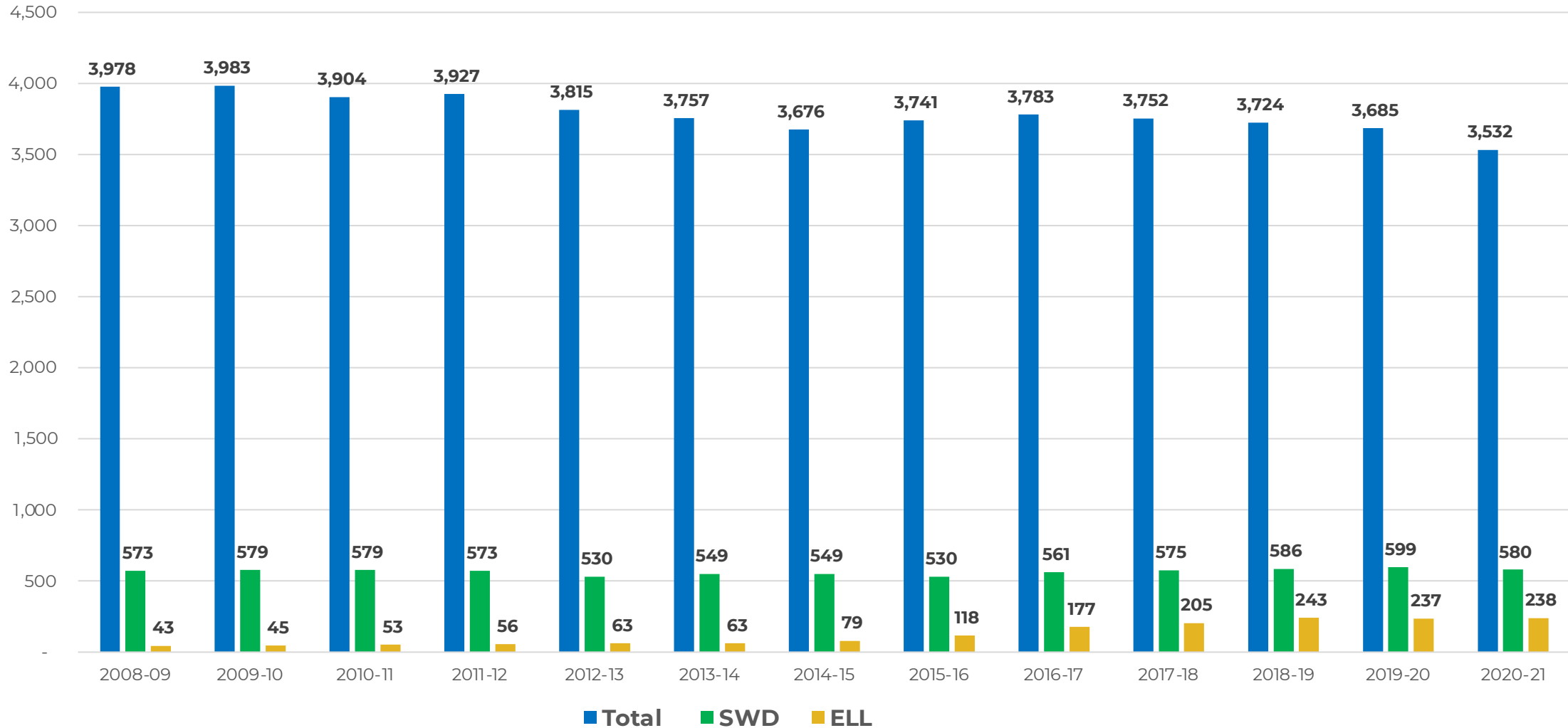
GRADE	2010-2011	2012-2013	2013-2014	2014-2015	2015-2016	2016-2017	2017-2018	2018-2019	2019-2020	2020-2021
K	267	268	290	253	278	292	247	233	270	241
1	258	312	263	281	258	274	296	253	249	259
2	327	262	309	273	281	257	273	290	263	255
3	290	258	257	313	280	281	264	273	289	259
4	300	330	262	249	311	280	278	268	270	281
5	275	287	323	259	250	311	277	281	260	257
6	280	301	293	312	268	247	312	276	278	248
7	288	269	298	294	321	272	256	307	277	280
8	281	283	271	308	306	326	276	253	311	274
9	336	291	289	265	309	321	335	285	261	300
10	352	276	286	294	284	322	323	338	291	256
11	338	366	279	294	298	293	322	335	328	289
12	312	312	337	281	297	307	293	332	338	333
TOTAL	3,904	3,815	3,757	3,676	3,741	3,783	3,752	3,724	3,685	3,532
CHANGE H/(L)		-89	-58	-81	65	42	-31	-28	-39	-153
% Change		-2.3%	-1.5%	-2.2%	1.8%	1.1%	-0.8%	-0.7%	-1.0%	-4.2%

5-Year Enrollment Projection

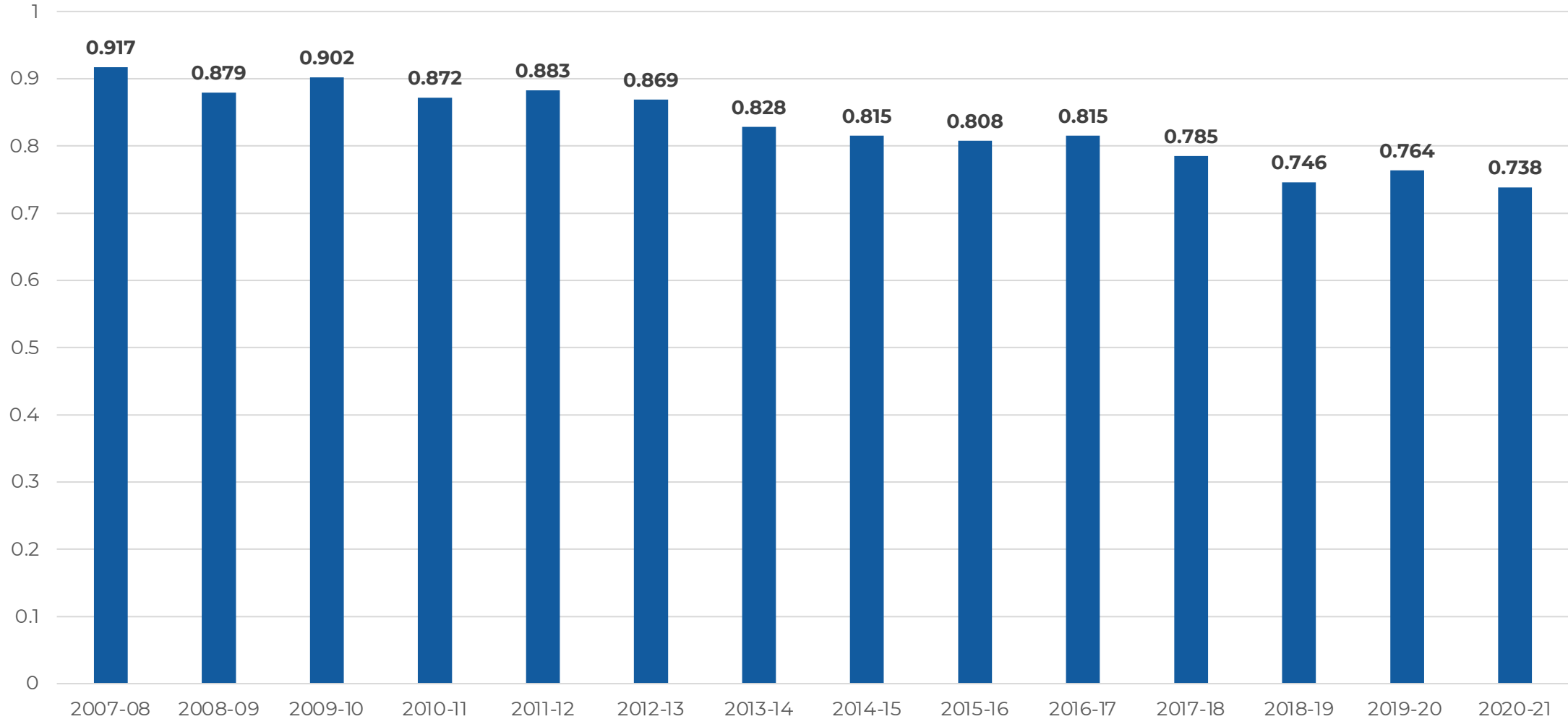
Based on 3-Year Migration

GRADES	Actual Enrollment 2020-2021	Projected Enrollment 2021-2022	Projected Enrollment 2022-2023	Projected Enrollment 2023-2024	Projected Enrollment 2024-2025	Projected Enrollment 2025-2026
K	241	250	250	250	250	250
1	259	245	250	250	250	250
2	255	262	245	250	250	250
3	259	255	262	245	250	250
4	281	257	255	262	245	250
5	257	274	257	255	262	245
6	248	252	274	257	255	262
7	280	243	252	274	257	255
8	274	279	243	252	274	257
9	300	276	279	243	252	274
10	256	301	276	279	243	252
11	289	256	301	276	279	243
12	333	294	256	301	276	279
	3532	3,445	3,401	3,395	3,344	3,318
% Change Per Year		-2.46%	-1.29%	-0.18%	-1.51%	-0.78%
Elementary (K-5)	1,552	1,543	1,519	1,512	1,507	1,495
Middle (6-8)	802	775	769	783	786	775
High (9-12)	1,178	1,128	1,113	1,100	1,051	1,049
	3,532	3,445	3,401	3,395	3,344	3,318

Total Students



Combined Wealth Ratio



Fiscal Stress Monitoring Comptroller Reports

County: Suffolk
MuniCode: 47090600300

**Brookhaven-Comsewogue Union Free School
District**

Fiscal Year: 2020
Stress Level: No Designation

Category	Indicator	Scoring	Year	Data Required	Points
Poverty	1 Percentage of Economically Disadvantaged Students	25 Points ≥ 75% 16.67 Points ≥ 65% But < 75% 8.33 Points ≥ 55% But < 65% 0 Points < 55%	2019	Data Required Percentage of Economically Disadvantaged Students 35%	0.00
Class Size	2 Common Branch Class Size	15 Points ≥ 26 10 Points ≥ 24 But < 26 5 Points ≥ 22 But < 24 0 Points < 22	2018	Data Required Common Branch Class Size 24 <small>*The 2020 environmental score uses the 2017-18 Common Branch Class Size due to recent changes in data availability.</small>	10.00
Teacher Turnover	3 Turnover Rate of All Teachers	15 Points ≥ 18% 10 Points ≥ 14% But < 18% 5 Points ≥ 10% But < 14% 0 Points < 10%	2019	Data Required Turnover Rate of All Teachers 5%	0.00
Tax Base	4 Percent Change in Property Value	15 Points ≤ -4% 10 Points ≤ -2% But > -4% 5 Points ≤ -1% But > -2% 0 Points > -1%	2015	Data Required Property Full Value 2,289,575,578	0.00
			2016	Data Required Property Full Value 2,278,972,421 Calculation (2016 Property Full Value - 2015 Property Full Value) ÷ 2015 Property Full Value -0.46%	
			2017	Data Required Property Full Value 2,380,636,813 Calculation (2017 Property Full Value - 2016 Property Full Value) ÷ 2016 Property Full Value 4.46%	
			2018	Data Required Property Full Value 2,414,364,889 Calculation (2018 Property Full Value - 2017 Property Full Value) ÷ 2017 Property Full Value 1.42%	
			2019	Data Required Property Full Value 2,544,193,953 Calculation (2019 Property Full Value - 2018 Property Full Value) ÷ 2018 Property Full Value 5.38%	
			Calculation (Average) 4 Year Average (Property Full Value - Prior Year Property Full Value) ÷ Prior Year Property Full Value 2.70%		
			Data Required Budget Vote Approval Percent 74.23%		
Budget Support	5 Budget Vote Approval Percent	15 Points ≤ 60% 10 Points ≤ 65% But > 60% 5 Points ≤ 70% But > 65% 0 Points > 70%	2021		0.00
English Language Learners	6 Percent of English Language Learners	15 Points ≥ 9% 10 Points ≥ 5% But < 9% 5 Points ≥ 3% But < 5% 0 Points < 3%	2019	Data Required Percent of English Language Learners 7%	10.00
Total ¹ :					20.0

- Fiscal Score has been 0 since inception of monitoring system in 2013
- Environmental Score is 20
- Comptroller Designation: No Designation
- Snapshot Data

¹ Indicator points are rounded to two decimal places. Total points are rounded to one decimal place.

Data as of 12/30/2020

Copyright © 2013 The New York State Office of the State Comptroller

Point Range (Out of 100 total pts)	
Significant Environmental Stress	60 - 100
Moderate Environmental Stress	45 - 59.9
Susceptible Environmental Stress	30 - 44.9
No Designation	0 - 29.9

State Aid Projections

Executive Proposal – January 19, 2021

	2020-2021 Budget	2020-2021 Projection	2021-2022 State Projection
Foundation Aid	23,590,550	23,590,550	23,590,550
Boces Aid	1,700,000	1,483,649	-
Textbook Aid	220,884	220,884	-
Software Aid	56,552	55,921	-
Library	22,583	23,331	-
Compute HW	56,552	56,552	-
Supple Excess Cost	109,902	109,902	-
Transportation	2,720,000	2,389,733	-
High Tax	1,158,391	1,158,391	-
Services Aid *	-	-	5,935,968
Pub Ex High Cost **	1,250,000	1,231,085	1,000,000
PRI EX Cost Aid	125,000	121,272	113,646
Building	1,540,000	1,538,345	1,478,154
Pandemic Adjustment	(381,950)	(383,891)	-
Federal Cares Act Restoratin	381,950	383,891	-
Local District Funding Adjustment	-	-	(3,435,356)
COVID-19 Suppl Stimulus	-	-	3,435,356
Loss in Star Funding ***	-	-	(263,700)
State Aid (General Fund Revenues)	32,550,414	31,979,615	31,854,618
Real Reductions	-	(570,799)	(124,997)
			(695,796)
UPK (Grant Allocation)	234,900	234,900	234,900
Star (Part of School Tax Levy) ***	5,180,448	5,180,448	4,916,748
State Aid Projections	37,965,762	36,824,164	37,006,266

* 2021-2022 (Assumes Additional Transportation/BOCES Aid)

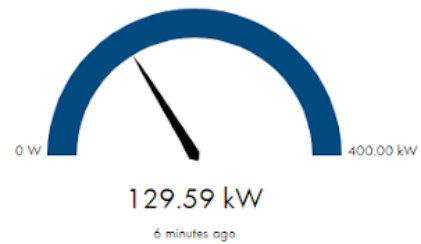
** 2020-2021 State Aid didn't project High Cost Aid properly (\$1 Million missing from Governor State Aid)

*** Reduction in Star Funding in Runs of 5% need to account for this 264k loss in Tax \$

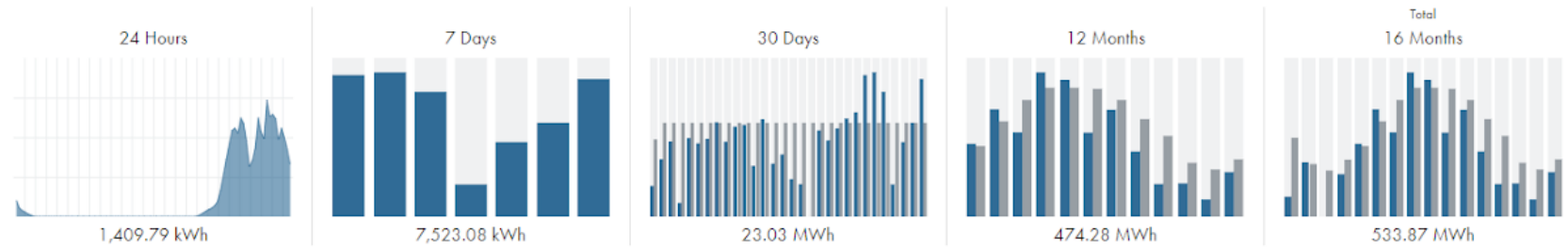
Clinton Solar Update

Energy and power - PV

Current power



Overview



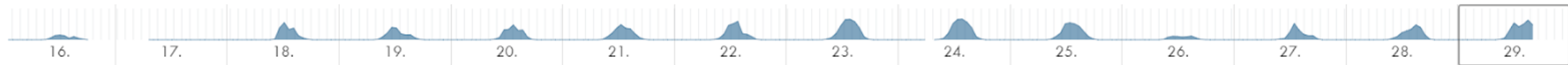
Day

Week

Month

Year

Total



< 01/29/2021 >



Clinton Solar Updates (Continued)

Clinton Avenue Solar Project

- EPC Analysis Not Filed Yet
- Sunny Portal Data (Link through the website)
 - 473.55 MWh produced for the 12 months ending 1/29/21 should be approx. \$52k in savings
 - State Aid Generated Cost of \$125,216 *.643 (Aid Ratio) = \$80,514
 - Principal and Interest on EPC Project 122k
 - Actual Yearly \$ Cost Change in billing to Clinton (Secondary Building is Boyle)
 - $57,722 - 14,320 = \$43,402$ in Savings
 - Not a full year of project billing

2020-2021 COVID Expenses Incurred

- **Additional Teaching Staff:** \$670,000
- **Additional Custodial Support Salary:** \$132,000
- **Additional Transportation Salary:** \$28,000
- **Supplies (Health, Cleaning, etc.):** \$ 125,000
- **Supplies and Equipment (Instructional Technology):** \$ 105,000
- **Additional Transportation for 1 hour per day:** \$147,000

- **Total Estimated Expenses:** \$1,207,000

Funded with cost diverted

- Savings in not having buildings open past the normal school day.
- Salaries in chaperoning, security, etc.
- Retirements in June 2020.

Upcoming Budget Meetings

February 25, 2021

- Tax Levy Limit Cap Filing due by March 1, 2021
- Overall Expenditure Budget
- Updated State Aid Information if new stimulus passed?

March 11, 2021

- Possible Budget Meeting Date on Calendar

April 8, 2021

- Board of Education must adopt Budget

Next Budget Meeting

Adoption of Budget at April 8, 2021 Workshop & Meeting

Questions:

Dr. Jennifer Quinn, Superintendent of Schools

jquinn@Comsewogue.k12.ny.us

631-474-8105

Mrs. Susan Casali, CPA, Associate Superintendent

scasali@Comsewogue.k12.ny.us

631-474-8116